

---

# Demographics Booklet

REPORTS • MAPS • CHARTS

7590 160th Street  
Lakeville, Minnesota 55044

---

EFH Realty  
Advisors, Inc.

## Population est. 2009

1 mi: 6,006  
3 mi: 68,734  
5 mi: 156,459

Latitude  
N 44.717396  
  
Longitude  
W 93.2500265

## Households est. 2009

1 mi: 1,839  
3 mi: 24,388  
5 mi: 56,412

---

## Table Of Contents

### DEMOGRAPHIC REPORTS

---

<b>Summary Report</b>	<b>1</b>
Demographic Projections Report (est. 2007, 2009, 2014)	3
<b>Full Report</b>	<b>6</b>
Business Report	10
Zip Code Carrier Route Report	11
Consumer Expenditure Report	12

### DEMOGRAPHIC MAPS

---

Population Density	13
Household Density	14
Household Income	15
Age of Structures	16

### DEMOGRAPHIC CHARTS

---

Population Composition by Selected Groups (2000 -2014)	17
--	----



7590 160th Street  
Lakeville, Minnesota 55044

## Summary Report

	1 MILE	%	3 MILE	%	5 MILE	%
<b>Total Population</b>	<b>5,641</b>	<b>100.0</b>	<b>64,579</b>	<b>100.0</b>	<b>146,959</b>	<b>100.0</b>
<b>SEX</b>						
Male	2,808	49.8	31,883	49.4	73,097	49.7
Female	2,833	50.2	32,696	50.6	73,862	50.3
<b>AGE</b>						
Under 18 years	1,988	35.2	20,155	31.2	45,119	30.7
18 - 34 years	937	16.6	15,016	23.3	34,397	23.4
35 - 54 years	2,157	38.2	22,048	34.1	49,182	33.5
55 years and older	559	9.9	7,360	11.4	18,261	12.4
<b>Median Age (Years)</b>	<b>32.8</b>		<b>31.8</b>		<b>32.0</b>	
<b>RACE/ETHNICITY</b>						
White	5,388	95.5	58,916	91.2	132,758	90.3
Black or African American	49	0.9	1,258	1.9	3,154	2.1
Asian/Pacific Islander	116	2.1	1,692	2.6	3,848	2.6
American Indian/Alaska Native	0		291	0.5	648	0.4
Some other race	2		1,316	2.0	3,248	2.2
Hispanic or Latino (of any race)	86	1.5	1,106	1.7	3,303	2.2
<b>EDUCATION</b>						
<b>Population (25+ years)</b>	<b>3,298</b>	<b>100.0</b>	<b>39,458</b>	<b>100.0</b>	<b>90,611</b>	<b>100.0</b>
Less than high school	49	1.5	1,744	4.4	4,591	5.1
High school graduate	461	14.0	8,059	20.4	18,854	20.8
Some college	790	24.0	10,432	26.4	24,419	26.9
College graduate	1,557	47.2	14,515	36.8	32,224	35.6
Graduate or professional degree	441	13.4	4,708	11.9	10,523	11.6
<b>MARITAL STATUS</b>						
<b>Population (16+ years)</b>	<b>4,004</b>	<b>100.0</b>	<b>47,463</b>	<b>100.0</b>	<b>108,848</b>	<b>100.0</b>
Married male	1,586	39.6	16,833	35.5	38,988	35.8
Unmarried male	388	9.7	6,270	13.2	14,526	13.3
Married female	1,674	41.8	18,825	39.7	42,880	39.4
Unmarried female	356	8.9	5,535	11.7	12,454	11.4



7590 160th Street  
Lakeville, Minnesota 55044

## Summary Report

	1 MILE	%	3 MILE	%	5 MILE	%
<b>Total Households</b>	<b>1,708</b>	<b>100.0</b>	<b>22,650</b>	<b>100.0</b>	<b>52,392</b>	<b>100.0</b>
<b>HOUSEHOLD TYPE</b>						
Family	1,562	91.5	17,209	76.0	39,429	75.3
Male head of household	1,406	82.3	14,027	61.9	32,012	61.1
Female head of household	156	9.1	3,182	14.0	7,417	14.2
Children under 18 present	592	34.7	6,935	30.6	16,347	31.2
No children under 18 present	970	56.8	10,274	45.4	23,082	44.1
Non-family	146	8.5	5,441	24.0	12,963	24.7
<b>HOUSEHOLD SIZE</b>						
One person	116	6.8	4,002	17.7	9,736	18.6
Male	37	2.2	1,813	8.0	4,390	8.4
Female	79	4.6	2,189	9.7	5,346	10.2
Two persons	483	28.3	6,951	30.7	16,482	31.5
Three persons	322	18.9	4,214	18.6	9,417	18.0
Four persons	503	29.4	4,754	21.0	10,545	20.1
Five or more persons	284	16.6	2,729	12.0	6,212	11.9
<b>Average Household Size</b>	<b>2.7</b>		<b>2.4</b>		<b>2.3</b>	
<b>HOUSEHOLD INCOME</b>						
Under \$15,000	28	1.6	877	3.9	2,295	4.4
\$15,000 - \$29,999	73	4.3	1,841	8.1	4,733	9.0
\$30,000 - \$49,999	119	7.0	4,107	18.1	9,817	18.7
\$50,000 - \$79,999	234	13.7	6,135	27.1	13,824	26.4
\$80,000 - \$99,999	458	26.8	4,624	20.4	10,100	19.3
\$100,000 and above	796	46.6	5,066	22.4	11,623	22.2
<b>Median household income</b>	<b>\$96,699</b>		<b>\$68,572</b>		<b>\$67,172</b>	
<b>HOUSING OCCUPANCY/TENURE</b>						
<b>Total Housing Units</b>	<b>1,740</b>	<b>100.0</b>	<b>23,010</b>	<b>100.0</b>	<b>53,184</b>	<b>100.0</b>
Occupied	1,716	98.6	22,692	98.6	52,384	98.5
Owner occupied	1,684	96.8	18,417	80.0	42,892	80.6
Renter occupied	32	1.8	4,275	18.6	9,492	17.8
Vacant	24	1.4	318	1.4	800	1.5



EFH Realty  
Advisors, Inc.

7590 160th Street  
Lakeville, Minnesota 55044

**Demographic  
Projections Report**

1 MILE RADIUS	2000	Est. 2007	Est. 2009	Est. 2014	Index (Year 2000 = 100)		
					2007	2009	2014
<b>Total Population</b>	<b>5,641</b>	<b>6,006</b>	<b>6,070</b>	<b>6,211</b>	<b>106</b>	<b>108</b>	<b>110</b>
<b>SEX</b>							
Male	2,808	3,107	3,171	3,312	111	113	118
Female	2,833	2,899	2,899	2,899	102	102	102
<b>AGE</b>							
Under 18 years	1,988	1,438	1,436	1,453	72	72	73
18 - 34 years	937	1,402	1,429	1,438	150	153	153
35 - 54 years	2,157	1,752	1,712	1,613	81	79	75
55 years and older	559	1,415	1,493	1,707	253	267	305
<b>RACE/ETHNICITY</b>							
White	5,388	5,612	5,645	5,726	104	105	106
Black or African American	49	55	57	62	113	117	126
American Indian/Alaska Native	0	0	0	0	0	0	0
Asian/Pacific Islander	116	135	140	155	116	121	133
Hispanic or Latino (of any race)	69	86	92	106	125	133	154
<b>HOUSEHOLD TYPE</b>							
Family	1,204	1,288	1,310	1,368	107	109	114
Non-family	504	551	564	588	109	112	117
<b>Total Family Households</b>	<b>1,204</b>	<b>1,288</b>	<b>1,310</b>	<b>1,368</b>	<b>107</b>	<b>109</b>	<b>114</b>
<b>FAMILY INCOME</b>							
Less than \$10000	195	230	208	263	118	106	134
\$10000 to \$14999	155	180	171	190	116	110	122
\$15000 to \$24999	146	167	163	180	114	111	123
\$25000 to \$34999	140	149	150	154	106	107	110
\$35000 to \$49999	115	125	126	133	108	109	115
\$50000 to \$99999	209	212	228	218	101	109	104
\$100,000 and above	243	226	264	231	93	109	95



Produced for Mike Whalen  
by BuyDemographics.com  
July 22, 2011

This report was generated using data from government sources deemed reliable. We cannot assume responsibility for its accuracy.

7590 160th Street  
Lakeville, Minnesota 55044

## Demographic Projections Report

3 MILE RADIUS	2000	Est. 2007	Est. 2009	Est. 2014	Index (Year 2000 = 100)		
					2007	2009	2014
<b>Total Population</b>	<b>64,579</b>	<b>68,734</b>	<b>69,459</b>	<b>71,058</b>	<b>106</b>	<b>108</b>	<b>110</b>
<b>SEX</b>							
Male	31,883	35,276	36,001	37,600	111	113	118
Female	32,696	33,458	33,458	33,458	102	102	102
<b>AGE</b>							
Under 18 years	20,155	16,455	16,430	16,626	82	82	82
18 - 34 years	15,016	16,040	16,353	16,452	107	109	110
35 - 54 years	22,048	20,046	19,586	18,455	91	89	84
55 years and older	7,360	16,194	17,090	19,525	220	232	265
<b>RACE/ETHNICITY</b>							
White	58,916	61,364	61,721	62,613	104	105	106
Black or African American	1,258	1,420	1,466	1,586	113	117	126
American Indian/Alaska Native	291	325	336	363	112	115	125
Asian/Pacific Islander	1,692	1,965	2,047	2,259	116	121	133
Hispanic or Latino (of any race)	525	657	700	808	125	133	154
<b>HOUSEHOLD TYPE</b>							
Family	15,968	17,079	17,371	18,142	107	109	114
Non-family	6,682	7,309	7,481	7,791	109	112	117
<b>Total Family Households</b>	<b>15,968</b>	<b>17,079</b>	<b>17,371</b>	<b>18,142</b>	<b>107</b>	<b>109</b>	<b>114</b>
<b>FAMILY INCOME</b>							
Less than \$10000	2,593	3,054	2,758	3,483	118	106	134
\$10000 to \$14999	2,056	2,382	2,271	2,515	116	110	122
\$15000 to \$24999	1,937	2,214	2,158	2,386	114	111	123
\$25000 to \$34999	1,863	1,970	1,995	2,048	106	107	110
\$35000 to \$49999	1,529	1,658	1,668	1,761	108	109	115
\$50000 to \$99999	2,772	2,809	3,017	2,886	101	109	104
\$100,000 and above	3,219	2,993	3,504	3,063	93	109	95



EFH Realty  
Advisors, Inc.

7590 160th Street  
Lakeville, Minnesota 55044

**Demographic  
Projections Report**

5 MILE RADIUS	2000	Est. 2007	Est. 2009	Est. 2014	Index (Year 2000 = 100)		
					2007	2009	2014
<b>Total Population</b>	<b>146,959</b>	<b>156,459</b>	<b>158,120</b>	<b>161,784</b>	<b>106</b>	<b>108</b>	<b>110</b>
<b>SEX</b>							
Male	73,097	80,876	82,537	86,201	111	113	118
Female	73,862	75,583	75,583	75,583	102	102	102
<b>AGE</b>							
Under 18 years	45,119	37,456	37,402	37,853	83	83	84
18 - 34 years	34,397	36,511	37,228	37,459	106	108	109
35 - 54 years	49,182	45,630	44,586	42,017	93	91	85
55 years and older	18,261	36,863	38,903	44,455	202	213	243
<b>RACE/ETHNICITY</b>							
White	132,758	138,274	139,079	141,089	104	105	106
Black or African American	3,154	3,559	3,676	3,976	113	117	126
American Indian/Alaska Native	653	730	753	815	112	115	125
Asian/Pacific Islander	3,843	4,463	4,650	5,130	116	121	133
Hispanic or Latino (of any race)	1,572	1,969	2,097	2,418	125	133	154
<b>HOUSEHOLD TYPE</b>							
Family	36,936	39,506	40,181	41,965	107	109	114
Non-family	15,456	16,906	17,304	18,022	109	112	117
<b>Total Family Households</b>	<b>36,936</b>	<b>39,506</b>	<b>40,181</b>	<b>41,965</b>	<b>107</b>	<b>109</b>	<b>114</b>
<b>FAMILY INCOME</b>							
Less than \$10000	5,997	7,063	6,379	8,056	118	106	134
\$10000 to \$14999	4,757	5,510	5,253	5,818	116	110	122
\$15000 to \$24999	4,481	5,121	4,991	5,520	114	111	123
\$25000 to \$34999	4,309	4,556	4,615	4,737	106	107	110
\$35000 to \$49999	3,536	3,835	3,857	4,073	108	109	115
\$50000 to \$99999	6,411	6,498	6,980	6,676	101	109	104
\$100,000 and above	7,445	6,922	8,105	7,086	93	109	95



Produced for Mike Whalen  
by BuyDemographics.com  
July 22, 2011

This report was generated using data from government sources deemed reliable. We cannot assume responsibility for its accuracy.

7590 160th Street  
Lakeville, Minnesota 55044

**Full Report**

	1 MILE	%	3 MILE	%	5 MILE	%
<b>Total Population</b>	<b>5,641</b>	<b>100.0</b>	<b>64,579</b>	<b>100.0</b>	<b>146,959</b>	<b>100.0</b>
<b>AGE</b>						
0 - 13 years	1,568	27.8	16,137	25.0	35,597	24.2
14 - 17 years	420	7.4	4,018	6.2	9,522	6.5
18 - 24 years	355	6.3	4,966	7.7	11,229	7.6
25 - 34 years	582	10.3	10,050	15.6	23,168	15.8
35 - 44 years	1,142	20.2	12,765	19.8	28,885	19.7
45 - 54 years	1,015	18.0	9,283	14.4	20,297	13.8
55 - 64 years	346	6.1	4,547	7.0	10,718	7.3
65 - 74 years	169	3.0	1,619	2.5	4,600	3.1
75 years and older	44	0.8	1,194	1.8	2,943	2.0
<b>Median Age (Years)</b>	<b>32.8</b>		<b>31.8</b>		<b>32.0</b>	
<b>AGE BY SEX</b>						
<b>Male</b>	<b>2,808</b>	<b>100.0</b>	<b>31,883</b>	<b>100.0</b>	<b>73,097</b>	<b>100.0</b>
0 - 13 years	793	28.2	8,260	25.9	18,228	24.9
14 - 17 years	224	8.0	1,952	6.1	4,933	6.7
18 - 24 years	172	6.1	2,484	7.8	5,788	7.9
25 - 34 years	237	8.4	4,852	15.2	11,263	15.4
35 - 44 years	565	20.1	6,306	19.8	14,173	19.4
45 - 54 years	525	18.7	4,539	14.2	10,101	13.8
55 - 64 years	191	6.8	2,247	7.0	5,311	7.3
65 - 74 years	72	2.6	857	2.7	2,226	3.0
75 years and older	29	1.0	386	1.2	1,074	1.5
<b>Median Age (Male)</b>	<b>32.9</b>		<b>31.4</b>		<b>31.5</b>	
<b>Female</b>	<b>2,833</b>	<b>100.0</b>	<b>32,696</b>	<b>100.0</b>	<b>73,862</b>	<b>100.0</b>
0 - 13 years	775	27.4	7,877	24.1	17,369	23.5
14 - 17 years	196	6.9	2,066	6.3	4,589	6.2
18 - 24 years	183	6.5	2,482	7.6	5,441	7.4
25 - 34 years	345	12.2	5,198	15.9	11,905	16.1
35 - 44 years	577	20.4	6,459	19.8	14,712	19.9
45 - 54 years	490	17.3	4,744	14.5	10,196	13.8
55 - 64 years	155	5.5	2,300	7.0	5,407	7.3
65 - 74 years	97	3.4	762	2.3	2,374	3.2
75 years and older	15	0.5	808	2.5	1,869	2.5
<b>Median Age (Female)</b>	<b>32.6</b>		<b>32.1</b>		<b>32.5</b>	



7590 160th Street  
Lakeville, Minnesota 55044

Full Report

	1 MILE	%	3 MILE	%	5 MILE	%
<b>Total Population</b>	<b>5,641</b>	<b>100.0</b>	<b>64,579</b>	<b>100.0</b>	<b>146,959</b>	<b>100.0</b>
<b>RACE/ETHNICITY</b>						
One race	5,553	98.4	62,296	96.5	140,715	95.8
White	5,388	95.5	58,916	91.2	132,758	90.3
Black or African American	49	0.9	1,258	1.9	3,154	2.1
Asian/Pacific Islander	116	2.1	1,692	2.6	3,843	2.6
American Indian/Alaska Native	0		291	0.5	648	0.4
Other	0		139	0.2	312	0.2
Multiple races	2		1,177	1.8	2,941	2.0
Hispanic or Latino (any race)	86	1.5	1,106	1.7	3,303	2.2
<b>EDUCATION BY SEX</b>						
<b>Males (25+ years)</b>	<b>1,619</b>	<b>100.0</b>	<b>19,187</b>	<b>100.0</b>	<b>44,148</b>	<b>100.0</b>
Less than high school	29	1.8	753	3.9	2,227	5.0
High school graduate	136	8.4	3,594	18.7	8,349	18.9
Some college	366	22.6	4,830	25.2	11,365	25.7
College graduate	894	55.2	7,806	40.7	17,141	38.8
Graduate or professional degree	194	12.0	2,204	11.5	5,066	11.5
<b>Females (25+ years)</b>	<b>1,679</b>	<b>100.0</b>	<b>20,271</b>	<b>100.0</b>	<b>46,463</b>	<b>100.0</b>
Less than high school	20	1.2	991	4.9	2,364	5.1
High school graduate	325	19.4	4,465	22.0	10,505	22.6
Some college	424	25.3	5,602	27.6	13,054	28.1
College graduate	663	39.5	6,709	33.1	15,083	32.5
Graduate or professional degree	247	14.7	2,504	12.4	5,457	11.7
<b>MARITAL STATUS BY SEX</b>						
<b>Males (16+ years)</b>	<b>1,974</b>	<b>100.0</b>	<b>23,103</b>	<b>100.0</b>	<b>53,514</b>	<b>100.0</b>
Married or spouse present	1,511	76.5	14,766	63.9	33,712	63.0
Unmarried or spouse absent	463	23.5	8,337	36.1	19,802	37.0
Never married	388	19.7	6,270	27.1	14,526	27.1
Separated/divorced	47	2.4	1,418	6.1	3,770	7.0
Widowed	10	0.5	240	1.0	577	1.1
Spouse Absent/other	18	0.9	409	1.8	929	1.7
<b>Females (16+ years)</b>	<b>2,030</b>	<b>100.0</b>	<b>24,360</b>	<b>100.0</b>	<b>55,334</b>	<b>100.0</b>
Married or spouse present	1,485	73.2	14,768	60.6	33,414	60.4
Unmarried or spouse absent	545	26.8	9,592	39.4	21,920	39.6
Never married	356	17.5	5,535	22.7	12,454	22.5
Separated/divorced	110	5.4	2,656	10.9	5,934	10.7
Widowed	54	2.7	917	3.8	2,335	4.2
Spouse absent/other	25	1.2	484	2.0	1,197	2.2



7590 160th Street  
Lakeville, Minnesota 55044

**Full Report**

	<b>1 MILE</b>	<b>%</b>	<b>3 MILE</b>	<b>%</b>	<b>5 MILE</b>	<b>%</b>
<b>Total Households</b>	<b>1,708</b>	<b>100.0</b>	<b>22,650</b>	<b>100.0</b>	<b>52,392</b>	<b>100.0</b>
<b>HOUSEHOLD TYPE</b>						
Family	1,562	91.5	17,209	76.0	39,429	75.3
Children under 18 present	970	56.8	10,274	45.4	23,082	44.1
At least one under 6 years	225	13.2	2,599	11.5	5,878	11.2
At least one 6 - 17 years	752	44.0	7,476	33.0	16,823	32.1
No children under 18 present	592	34.7	6,935	30.6	16,347	31.2
Non-family	146	8.5	5,441	24.0	12,963	24.7
<b>HOUSEHOLD SIZE</b>						
One person	116	6.8	4,002	17.7	9,736	18.6
Two persons	483	28.3	6,951	30.7	16,482	31.5
Three persons	322	18.9	4,214	18.6	9,417	18.0
Four persons	503	29.4	4,754	21.0	10,545	20.1
Five or more persons	284	16.6	2,729	12.0	6,212	11.9
<b>Average Household Size</b>	<b>2.7</b>		<b>2.4</b>		<b>2.3</b>	
<b>HOUSEHOLD INCOME</b>						
Less than \$10,000	20	1.2	482	2.1	1,224	2.3
\$10,000 - \$14,999	8	0.5	395	1.7	1,071	2.0
\$15,000 - \$19,999	28	1.6	498	2.2	1,192	2.3
\$20,000 - \$24,999	17	1.0	603	2.7	1,585	3.0
\$25,000 - \$29,999	28	1.6	740	3.3	1,956	3.7
\$30,000 - \$34,999	27	1.6	928	4.1	2,369	4.5
\$35,000 - \$39,999	41	2.4	981	4.3	2,550	4.9
\$40,000 - \$49,999	51	3.0	2,198	9.7	4,898	9.3
\$50,000 - \$59,999	118	6.9	2,345	10.4	5,494	10.5
\$60,000 - \$74,999	116	6.8	3,790	16.7	8,330	15.9
\$75,000 - \$99,999	458	26.8	4,624	20.4	10,100	19.3
\$100,000 - \$124,999	350	20.5	2,331	10.3	5,419	10.3
\$125,000 - \$149,999	182	10.7	1,002	4.4	2,667	5.1
\$150,000 - \$199,999	165	9.7	1,025	4.5	2,101	4.0
\$200,000 and above	99	5.8	708	3.1	1,436	2.7
<b>Median Household Income</b>	<b>\$96,699</b>		<b>\$68,572</b>		<b>\$67,172</b>	



7590 160th Street  
Lakeville, Minnesota 55044

	1 MILE	%	3 MILE	%	5 MILE	%
<b>Population 16+ in Labor Force</b>	<b>3,056</b>	<b>100.0</b>	<b>36,485</b>	<b>100.0</b>	<b>83,252</b>	<b>100.0</b>
<b>TRANSPORTATION TO WORK</b>						
Worked at home	195	6.4	1,492	4.1	3,099	3.7
Car/truck/van	2,739	89.6	33,545	91.9	76,895	92.4
Drove alone	2,375	77.7	30,115	82.5	69,161	83.1
Carpooled	364	11.9	3,430	9.4	7,734	9.3
Public transportation (incl. taxi)	59	1.9	871	2.4	2,116	2.5
Walked to work	63	2.1	577	1.6	1,142	1.4
<b>TRAVEL TIME TO WORK</b>						
Worked Outside the Home	2,861	93.6	34,993	95.9	80,153	96.3
Less than 15 minutes	759	24.8	8,528	23.4	19,405	23.3
15 - 29 minutes	1,087	35.6	14,394	39.5	33,114	39.8
30 - 45 minutes	721	23.6	8,976	24.6	20,430	24.5
46 - 59 minutes	189	6.2	2,167	5.9	4,879	5.9
60 minutes or longer	105	3.4	928	2.5	2,325	2.8
<b>Average Travel Time (min)</b>	<b>22.5</b>		<b>22.1</b>		<b>22.1</b>	
<b>Total Housing Units</b>	<b>1,740</b>	<b>100.0</b>	<b>23,010</b>	<b>100.0</b>	<b>53,184</b>	<b>100.0</b>
<b>YEAR STRUCTURE BUILT</b>						
1995 or later	58	3.3	1,022	4.4	2,110	4.0
1990 - 1994	453	26.0	2,797	12.2	7,074	13.3
1980 - 1989	500	28.7	4,559	19.8	8,971	16.9
1970 - 1979	316	18.2	7,800	33.9	14,783	27.8
1960 - 1969	165	9.5	3,992	17.3	12,975	24.4
1950 - 1959	224	12.9	2,445	10.6	5,745	10.8
Prior to 1950	24	1.4	395	1.7	1,526	2.9
<b>Total Owner-Occupied Housing Units</b>	<b>1,578</b>	<b>100.0</b>	<b>16,993</b>	<b>100.0</b>	<b>37,958</b>	<b>100.0</b>
<b>HOME VALUE (OWNER-OCCUPIED)</b>						
Under \$25,000	0		27	0.2	55	0.1
\$25,000 -- \$49,999	0		64	0.4	80	0.2
\$50,000 -- \$99,999	16	1.0	847	5.0	1,998	5.3
\$100,000 -- \$199,999	711	45.1	11,562	68.0	26,398	69.5
\$200,000 -- \$299,999	569	36.1	3,207	18.9	7,236	19.1
\$300,000 -- \$399,999	151	9.6	844	5.0	1,527	4.0
\$400,000 -- \$499,999	108	6.8	319	1.9	491	1.3
\$500,000 -- \$999,999	23	1.5	123	0.7	168	0.4
\$1,000,000 and above	0		0		5	
<b>Median home value</b>	<b>\$205,482</b>		<b>\$164,037</b>		<b>\$164,498</b>	



7590 160th Street  
Lakeville, Minnesota 55044

## Business Report

	1 MILE	%	3 MILE	%	5 MILE	%
<b>Total Employees</b>	<b>3,077</b>	<b>100.0</b>	<b>36,959</b>	<b>100.0</b>	<b>84,318</b>	<b>100.0</b>
Accommodation/food services	119	3.9	1,888	5.1	4,230	5.0
Arts/entertainment/recreation	35	1.1	645	1.7	1,689	2.0
Construction	92	3.0	1,824	4.9	4,240	5.0
Educational services	271	8.8	2,510	6.8	5,713	6.8
Finance/insurance	281	9.1	3,330	9.0	7,497	8.9
Forestry/fishing/agriculture	13	0.4	59	0.2	176	0.2
Health care/social assistance	339	11.0	3,487	9.4	7,750	9.2
Information	94	3.1	1,257	3.4	2,662	3.2
Manufacturing	349	11.3	4,665	12.6	11,098	13.2
Mining	0		42	0.1	57	0.1
Professional/scientific/technical	266	8.6	3,817	10.3	9,098	10.8
Public administration	76	2.5	991	2.7	2,352	2.8
Real estate/rental/housing	75	2.4	659	1.8	1,627	1.9
Retail trade	532	17.3	4,828	13.1	11,168	13.2
Transportation/warehousing	310	10.1	3,146	8.5	7,025	8.3
Utilities	7	0.2	245	0.7	488	0.6
Wholesale trade	109	3.5	1,726	4.7	3,620	4.3
Unclassified establishments	109	3.5	1,840	5.0	3,828	4.5



7590 160th Street  
Lakeville, Minnesota 55044

## Zip Code Carrier Route

	1 MILE	%	3 MILE	%	5 MILE	%
<b>Total Households</b>	<b>1,708</b>	<b>100.0</b>	<b>22,650</b>	<b>100.0</b>	<b>52,392</b>	<b>100.0</b>
<b>HOUSEHOLD SIZE</b>						
One person	116	6.8	4,002	17.7	9,736	18.6
Two persons	483	28.3	6,951	30.7	16,482	31.5
Three persons	322	18.9	4,214	18.6	9,417	18.0
Four persons	503	29.4	4,754	21.0	10,545	20.1
Five persons	218	12.8	1,965	8.7	4,459	8.5
Six persons	47	2.8	572	2.5	1,326	2.5
Seven or more persons	19	1.1	192	0.8	427	0.8
<b>HOUSING OCCUPANCY/TENURE</b>						
<b>Total Housing Units</b>	<b>1,740</b>	<b>100.0</b>	<b>23,010</b>	<b>100.0</b>	<b>53,184</b>	<b>100.0</b>
Occupied	1,716	98.6	22,692	98.6	52,384	98.5
Owner occupied	1,684	96.8	18,417	80.0	42,892	80.6
Renter occupied	32	1.8	4,275	18.6	9,492	17.8
Vacant	24	1.4	318	1.4	800	1.5



7590 160th Street  
Lakeville, Minnesota 55044

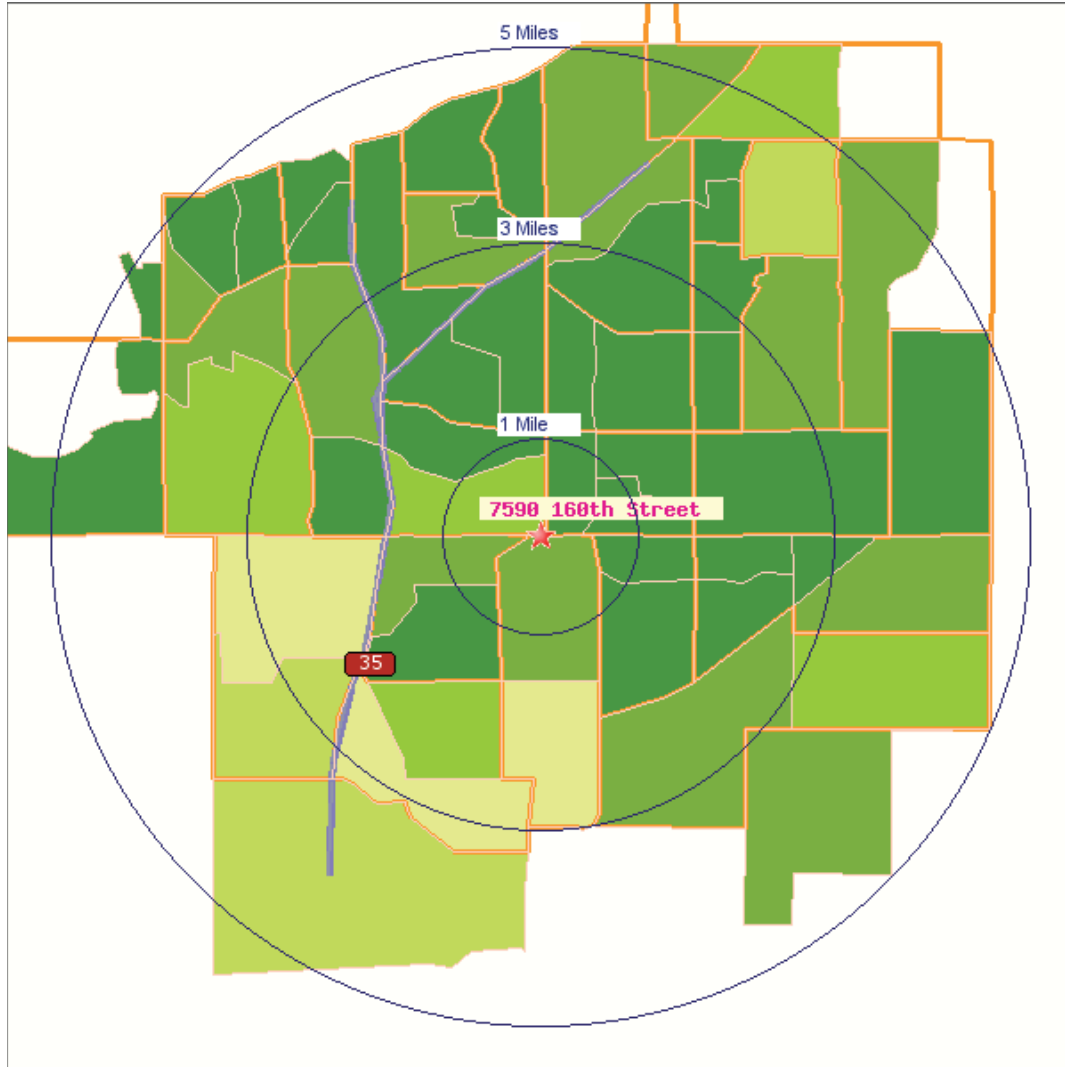
## Consumption Report

	ANNUAL EXPENDITURES PER HOUSEHOLD (\$)			AGGREGATE ANNUAL EXPENDITURES (\$000)		
	1 MILE	3 MILE	5 MILE	1 MILE	3 MILE	5 MILE
<b>HOUSING</b>						
Shelter	15,032	11,365	11,080	25,675	257,414	580,494
Utilities	5,260	3,977	3,877	8,984	90,074	203,126
Household operations	1,440	1,088	1,061	2,459	24,653	55,596
Home furnishings	1,013	766	747	1,731	17,354	39,134
Home appliances	3,274	2,475	2,413	5,591	56,055	126,410
<b>FOOD</b>						
Food away from home	6,386	4,828	4,707	10,908	109,356	246,609
Food at home	4,512	3,411	3,326	7,707	77,266	174,241
<b>ALCOHOL AND TOBACCO</b>						
Alcoholic beverages	780	590	575	1,333	13,360	30,127
Tobacco products	674	510	497	1,151	11,542	26,028
<b>APPAREL</b>						
Apparel	3,917	2,961	2,887	6,690	67,074	151,258
<b>TRANSPORTATION</b>						
New cars/trucks	7,223	5,460	5,324	12,336	123,680	278,911
Gas/motor oils	2,727	2,061	2,010	4,657	46,690	105,290
Financing/insurance	4,810	3,636	3,545	8,215	82,362	185,733
Public transportation	901	681	664	1,539	15,426	34,786
<b>HEALTH AND MEDICAL</b>						
Health and Medical	4,367	3,302	3,219	7,459	74,787	168,651
<b>FINANCIAL</b>						
Personal insurance/pension	7,113	5,378	5,243	12,149	121,807	274,687
Life/other personal insurance	836	632	617	1,429	14,324	32,301
Pension/other social security	6,193	4,682	4,565	10,578	106,051	239,155
Cash contribution	2,517	1,903	1,856	4,300	43,109	97,215
Entertainment	3,933	2,973	2,899	6,718	67,349	151,879
Miscellaneous	1,633	1,234	1,203	2,789	27,959	63,050



Demographic Maps

Population Density

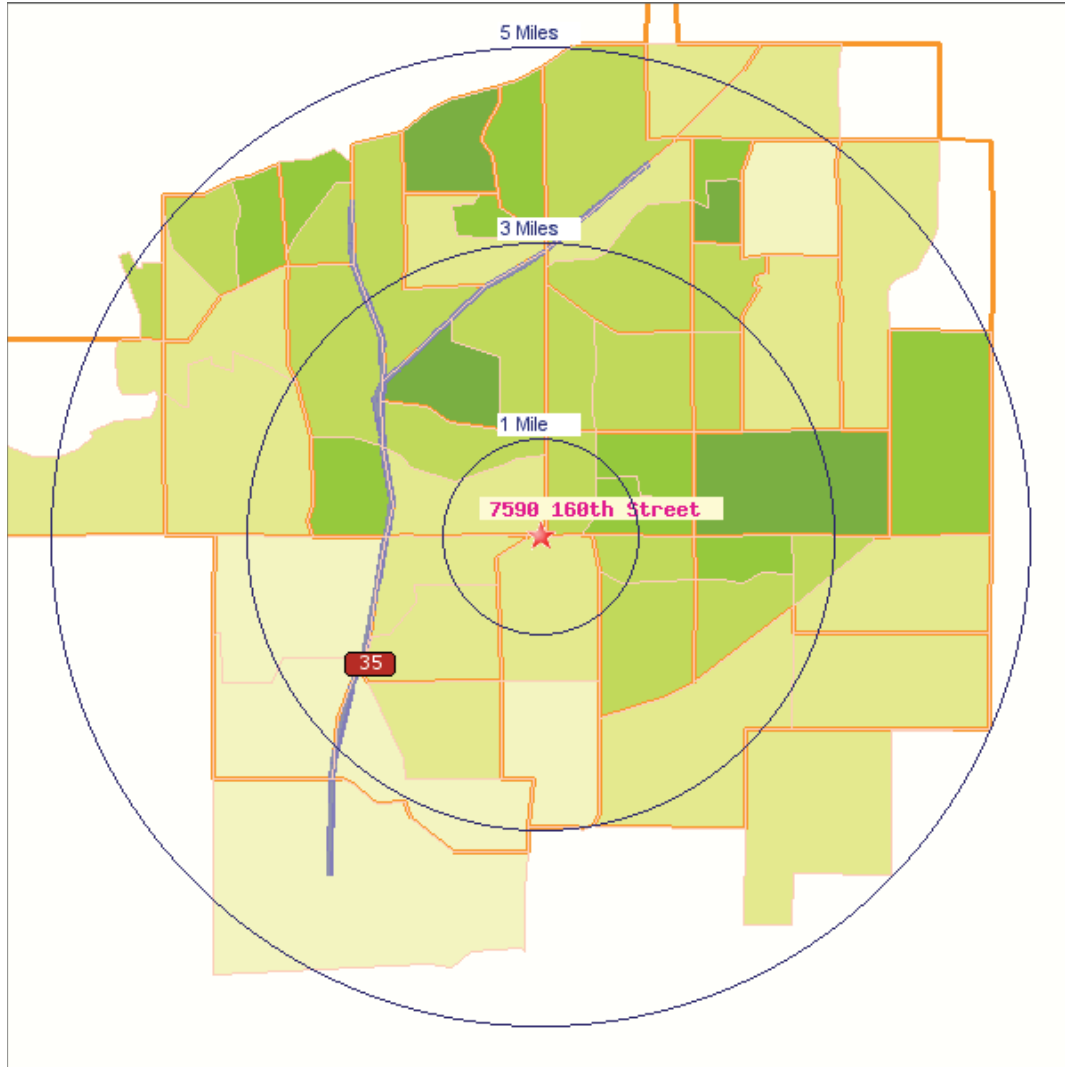








7590 160th Street  
Lakeville, Minnesota 55044



Demographic Maps

Household Density



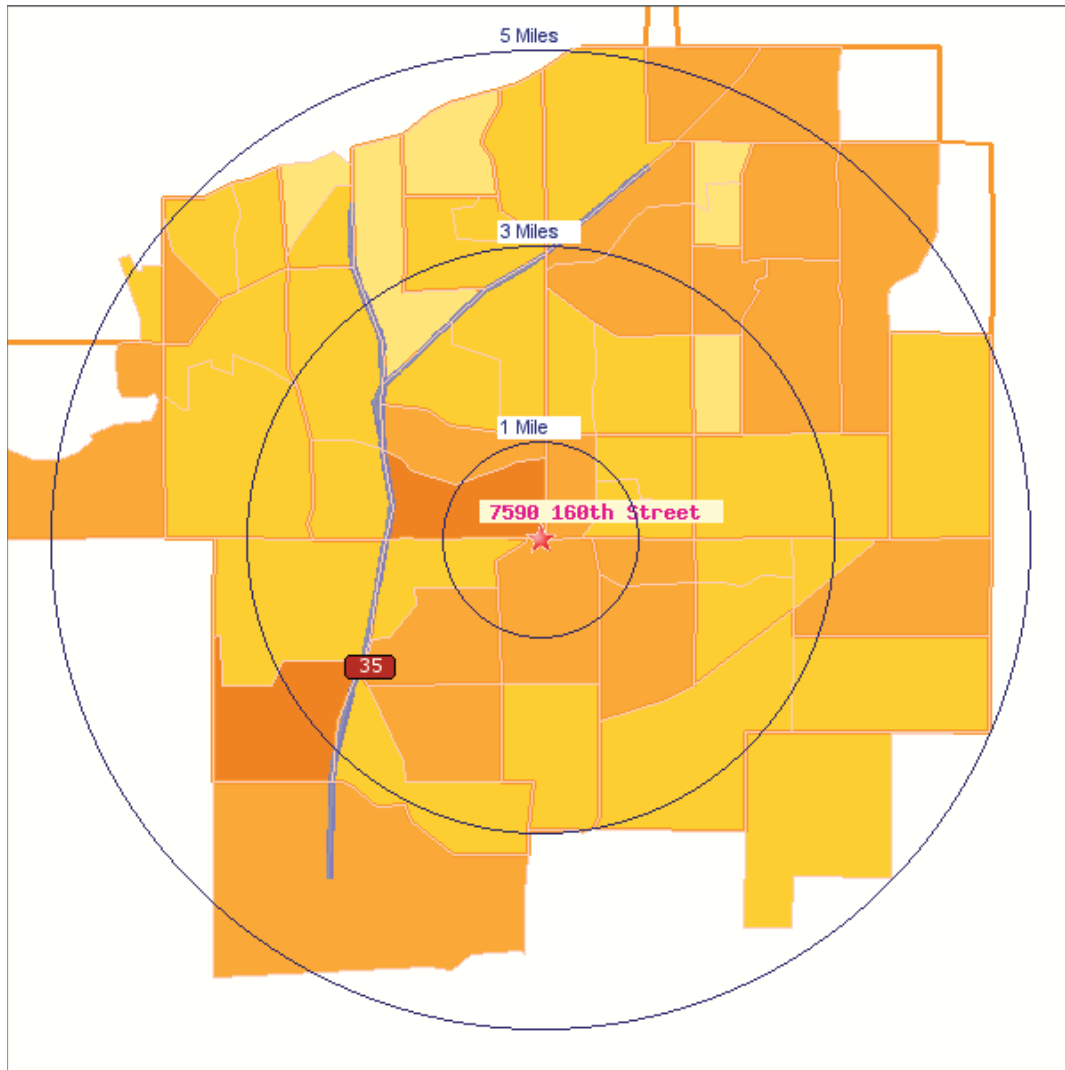
-  0 to 500
-  500 to 1000
-  1,000 to 1,500
-  1,500 to 2,000
-  2,000 to 3,000
-  Above 3,000








7590 160th Street  
Lakeville, Minnesota 55044



Demographic Maps

Median Annual Household Income



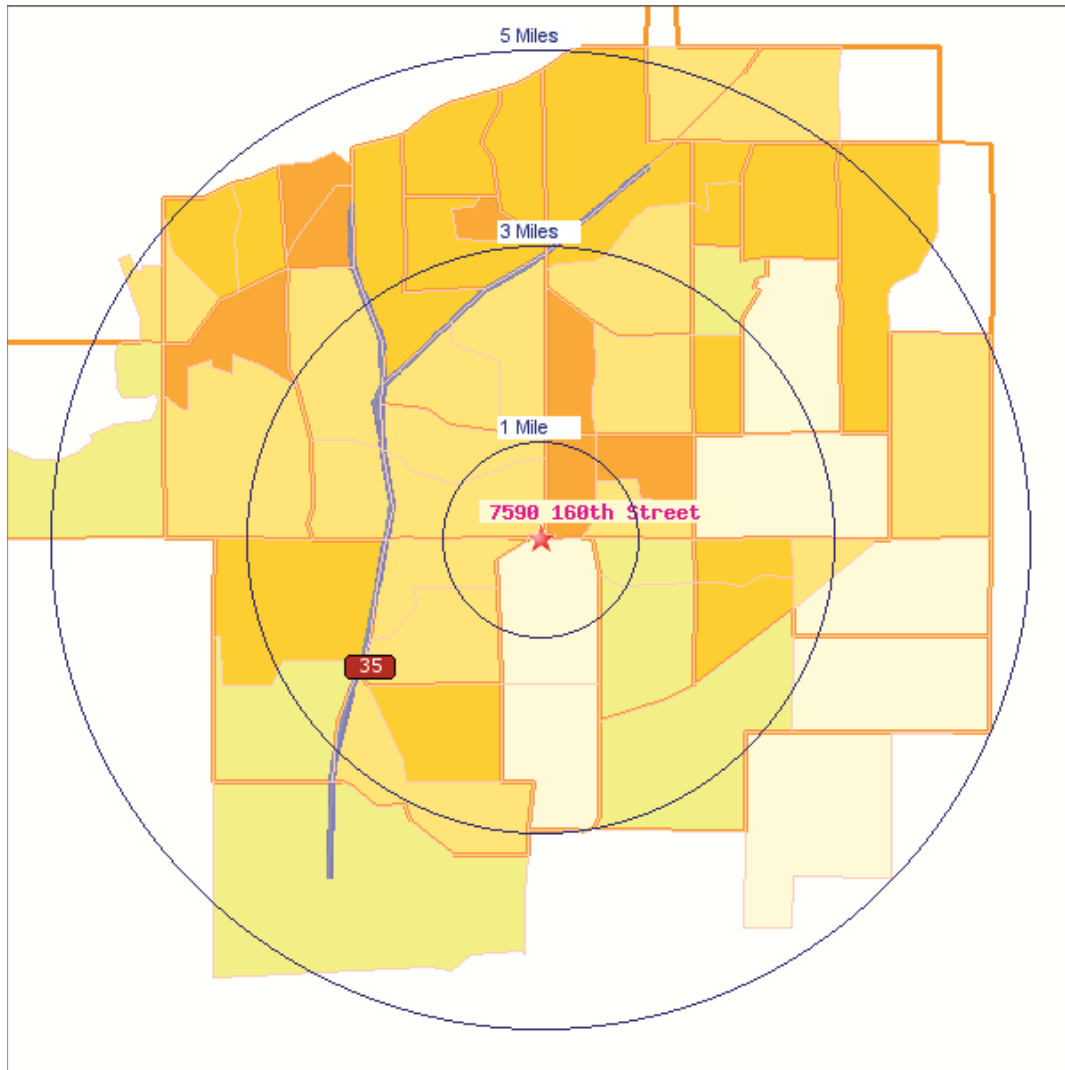
-  Below \$10,000
-  \$10,000 to \$30,000
-  \$30,000 to \$50,000
-  \$50,000 to \$75,000
-  \$75,000 to \$100,000
-  \$100,000 to \$200,000
-  Above \$200,000

7590 160th Street  
Lakeville, Minnesota 55044



Demographic Maps

Age Of Structures



- 1995 to March 2000
- 1990 to 1994
- 1980 to 1989
- 1970 to 1979
- 1950 to 1969
- 1949 or Earlier

7590 160th Street  
Lakeville, Minnesota 55044

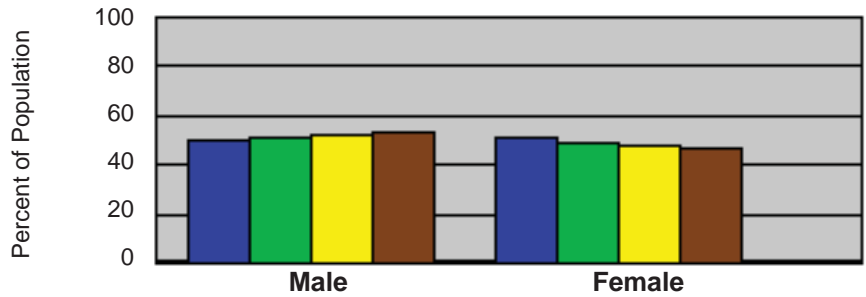
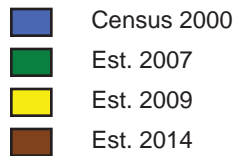


7590 160th Street  
Lakeville, Minnesota 55044

Comparison Chart

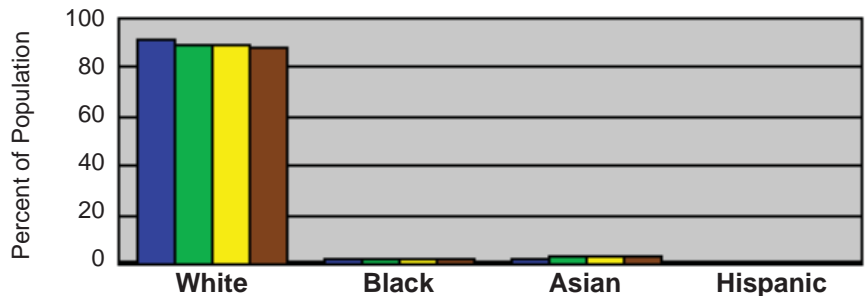
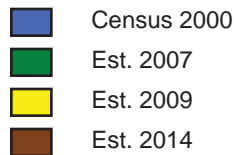
Population Composition by Selected Groups (2000 - 2014)

Sex



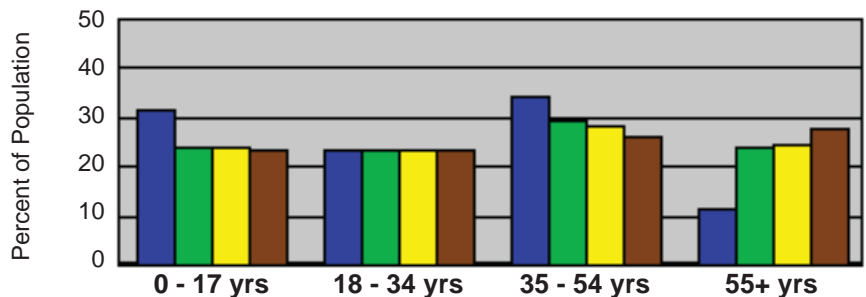
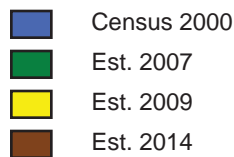
	Male	Female
Census 2000	49.4	50.6
Est. 2007	51.3	48.7
Est. 2009	51.8	48.2
Est. 2014	52.9	47.1

Race/Ethnicity



	White	Black	Asian	Hispanic
Census 2000	91.2	1.9	2.6	0.8
Est. 2007	89.3	2.1	2.9	1.0
Est. 2009	88.9	2.1	2.9	1.0
Est. 2014	88.1	2.2	3.2	1.1

Age



	0 - 17 yrs	18 - 34 yrs	35 - 54 yrs	55+ yrs
Census 2000	31.2	23.3	34.1	11.4
Est. 2007	23.9	23.3	29.2	23.6
Est. 2009	23.7	23.5	28.2	24.6
Est. 2014	23.4	23.2	26.0	27.5

