

---

# Demographics Booklet

REPORTS • MAPS • CHARTS

6880 Boudin Street  
Prior Lake, Minnesota 55372

---

EFH Realty  
Advisors, Inc.

## Population est. 2009

1 mi: 2,841  
3 mi: 31,970  
5 mi: 78,285

Latitude  
N 44.740613

Longitude  
W 93.381276

## Households est. 2009

1 mi: 968  
3 mi: 10,442  
5 mi: 28,075

---

## Table Of Contents

### DEMOGRAPHIC REPORTS

---

<b>Summary Report</b>	<b>1</b>
Demographic Projections Report (est. 2007, 2009, 2014)	3
<b>Full Report</b>	<b>6</b>
Business Report	10
Zip Code Carrier Route Report	11
Consumer Expenditure Report	12

### DEMOGRAPHIC MAPS

---

Population Density	13
Household Density	14
Household Income	15
Age of Structures	16

### DEMOGRAPHIC CHARTS

---

Population Composition by Selected Groups (2000 -2014)	17
--	----



6880 Boudin Street  
Prior Lake, Minnesota 55372

## Summary Report

	1 MILE	%	3 MILE	%	5 MILE	%
<b>Total Population</b>	<b>2,669</b>	<b>100.0</b>	<b>30,002</b>	<b>100.0</b>	<b>73,542</b>	<b>100.0</b>
<b>SEX</b>						
Male	1,310	49.1	15,264	50.9	36,449	49.6
Female	1,359	50.9	14,738	49.1	37,093	50.4
<b>AGE</b>						
Under 18 years	758	28.4	10,240	34.1	22,426	30.5
18 - 34 years	706	26.5	6,798	22.7	16,976	23.1
35 - 54 years	921	34.5	10,542	35.1	24,757	33.7
55 years and older	284	10.6	2,422	8.1	9,383	12.8
<b>Median Age (Years)</b>	<b>33.5</b>		<b>31.5</b>		<b>32.5</b>	
<b>RACE/ETHNICITY</b>						
White	2,402	90.0	27,761	92.5	66,112	89.9
Black or African American	26	1.0	215	0.7	1,406	1.9
Asian/Pacific Islander	182	6.8	1,153	3.8	2,468	3.4
American Indian/Alaska Native	23	0.9	100	0.3	742	1.0
Some other race	0		359	1.2	1,280	1.7
Hispanic or Latino (of any race)	36	1.3	414	1.4	1,534	2.1
<b>EDUCATION</b>						
<b>Population (25+ years)</b>	<b>1,732</b>	<b>100.0</b>	<b>18,292</b>	<b>100.0</b>	<b>46,137</b>	<b>100.0</b>
Less than high school	32	1.8	850	4.6	2,804	6.1
High school graduate	328	18.9	3,785	20.7	10,442	22.6
Some college	389	22.5	4,570	25.0	11,903	25.8
College graduate	764	44.1	7,106	38.8	16,057	34.8
Graduate or professional degree	219	12.6	1,981	10.8	4,931	10.7
<b>MARITAL STATUS</b>						
<b>Population (16+ years)</b>	<b>2,047</b>	<b>100.0</b>	<b>21,071</b>	<b>100.0</b>	<b>54,224</b>	<b>100.0</b>
Married male	802	39.2	8,453	40.1	19,950	36.8
Unmarried male	170	8.3	2,203	10.5	6,745	12.4
Married female	879	42.9	8,630	41.0	21,775	40.2
Unmarried female	196	9.6	1,785	8.5	5,754	10.6



6880 Boudin Street  
Prior Lake, Minnesota 55372

## Summary Report

	1 MILE	%	3 MILE	%	5 MILE	%
<b>Total Households</b>	<b>899</b>	<b>100.0</b>	<b>9,698</b>	<b>100.0</b>	<b>26,074</b>	<b>100.0</b>
<b>HOUSEHOLD TYPE</b>						
Family	807	89.8	8,361	86.2	19,800	75.9
Male head of household	691	76.9	7,158	73.8	15,976	61.3
Female head of household	116	12.9	1,203	12.4	3,824	14.7
Children under 18 present	339	37.7	3,061	31.6	8,371	32.1
No children under 18 present	468	52.1	5,300	54.7	11,429	43.8
Non-family	92	10.2	1,337	13.8	6,274	24.1
<b>HOUSEHOLD SIZE</b>						
One person	51	5.7	938	9.7	4,671	17.9
Male	20	2.2	494	5.1	2,217	8.5
Female	31	3.4	444	4.6	2,454	9.4
Two persons	346	38.5	2,893	29.8	8,425	32.3
Three persons	219	24.4	2,024	20.9	4,624	17.7
Four persons	202	22.5	2,484	25.6	5,307	20.4
Five or more persons	81	9.0	1,359	14.0	3,047	11.7
<b>Average Household Size</b>	<b>2.4</b>		<b>2.5</b>		<b>1.9</b>	
<b>HOUSEHOLD INCOME</b>						
Under \$15,000	14	1.6	231	2.4	1,219	4.7
\$15,000 - \$29,999	24	2.7	438	4.5	2,256	8.7
\$30,000 - \$49,999	83	9.2	1,162	12.0	4,472	17.2
\$50,000 - \$79,999	177	19.7	2,563	26.4	6,688	25.7
\$80,000 - \$99,999	186	20.7	2,387	24.6	5,204	20.0
\$100,000 and above	415	46.2	2,917	30.1	6,235	23.9
<b>Median household income</b>	<b>\$92,790</b>		<b>\$80,314</b>		<b>\$69,350</b>	
<b>HOUSING OCCUPANCY/TENURE</b>						
<b>Total Housing Units</b>	<b>933</b>	<b>100.0</b>	<b>9,914</b>	<b>100.0</b>	<b>26,656</b>	<b>100.0</b>
Occupied	881	94.4	9,662	97.5	26,053	97.7
Owner occupied	837	89.7	9,155	92.3	21,767	81.7
Renter occupied	44	4.7	507	5.1	4,286	16.1
Vacant	52	5.6	252	2.5	603	2.3



EFH Realty  
Advisors, Inc.

6880 Boudin Street  
Prior Lake, Minnesota 55372

**Demographic  
Projections Report**

1 MILE RADIUS	2000	Est. 2007	Est. 2009	Est. 2014	Index (Year 2000 = 100)		
					2007	2009	2014
<b>Total Population</b>	<b>2,669</b>	<b>2,841</b>	<b>2,870</b>	<b>2,936</b>	<b>106</b>	<b>108</b>	<b>110</b>
<b>SEX</b>							
Male	1,310	1,450	1,479	1,545	111	113	118
Female	1,359	1,391	1,391	1,391	102	102	102
<b>AGE</b>							
Under 18 years	758	680	679	687	90	90	91
18 - 34 years	706	663	676	680	94	96	96
35 - 54 years	921	829	809	763	90	88	83
55 years and older	284	669	706	807	236	249	284
<b>RACE/ETHNICITY</b>							
White	2,402	2,502	2,516	2,553	104	105	106
Black or African American	26	29	30	33	113	117	126
American Indian/Alaska Native	23	26	27	29	112	115	125
Asian/Pacific Islander	182	211	220	243	116	121	133
Hispanic or Latino (of any race)	36	45	48	55	125	133	154
<b>HOUSEHOLD TYPE</b>							
Family	634	678	689	720	107	109	114
Non-family	265	290	297	309	109	112	117
<b>Total Family Households</b>	<b>634</b>	<b>678</b>	<b>689</b>	<b>720</b>	<b>107</b>	<b>109</b>	<b>114</b>
<b>FAMILY INCOME</b>							
Less than \$10000	103	121	109	138	118	106	134
\$10000 to \$14999	82	95	90	100	116	110	122
\$15000 to \$24999	77	88	86	95	114	111	123
\$25000 to \$34999	74	78	79	81	106	107	110
\$35000 to \$49999	61	66	66	70	108	109	115
\$50000 to \$99999	110	112	120	115	101	109	104
\$100,000 and above	128	119	139	122	93	109	95



Produced for Mike Whalen  
by BuyDemographics.com  
July 22, 2011

This report was generated using data from government sources deemed reliable. We cannot assume responsibility for its accuracy.

6880 Boudin Street  
Prior Lake, Minnesota 55372

## Demographic Projections Report

3 MILE RADIUS	2000	Est. 2007	Est. 2009	Est. 2014	Index (Year 2000 = 100)		
					2007	2009	2014
<b>Total Population</b>	<b>30,002</b>	<b>31,970</b>	<b>32,317</b>	<b>33,083</b>	<b>107</b>	<b>108</b>	<b>110</b>
<b>SEX</b>							
Male	15,264	16,889	17,236	18,002	111	113	118
Female	14,738	15,081	15,081	15,081	102	102	102
<b>AGE</b>							
Under 18 years	10,240	7,654	7,644	7,741	75	75	76
18 - 34 years	6,798	7,460	7,609	7,660	110	112	113
35 - 54 years	10,542	9,324	9,113	8,592	88	86	82
55 years and older	2,422	7,532	7,951	9,090	311	328	375
<b>RACE/ETHNICITY</b>							
White	27,761	28,915	29,083	29,503	104	105	106
Black or African American	215	243	251	271	113	117	126
American Indian/Alaska Native	100	112	115	125	112	115	125
Asian/Pacific Islander	1,153	1,339	1,395	1,539	116	121	133
Hispanic or Latino (of any race)	197	247	263	303	125	133	154
<b>HOUSEHOLD TYPE</b>							
Family	6,837	7,313	7,438	7,768	107	109	114
Non-family	2,861	3,129	3,203	3,336	109	112	117
<b>Total Family Households</b>	<b>6,837</b>	<b>7,313</b>	<b>7,438</b>	<b>7,768</b>	<b>107</b>	<b>109</b>	<b>114</b>
<b>FAMILY INCOME</b>							
Less than \$10000	1,110	1,308	1,181	1,491	118	106	134
\$10000 to \$14999	880	1,020	972	1,077	116	110	122
\$15000 to \$24999	829	948	924	1,022	114	111	123
\$25000 to \$34999	798	843	854	877	106	107	110
\$35000 to \$49999	655	710	714	754	108	109	115
\$50000 to \$99999	1,187	1,203	1,292	1,236	101	109	104
\$100,000 and above	1,378	1,281	1,500	1,312	93	109	95



EFH Realty  
Advisors, Inc.

6880 Boudin Street  
Prior Lake, Minnesota 55372

**Demographic  
Projections Report**

5 MILE RADIUS	2000	Est. 2007	Est. 2009	Est. 2014	Index (Year 2000 = 100)		
					2007	2009	2014
<b>Total Population</b>	<b>73,542</b>	<b>78,285</b>	<b>79,113</b>	<b>80,940</b>	<b>106</b>	<b>108</b>	<b>110</b>
<b>SEX</b>							
Male	36,449	40,328	41,156	42,983	111	113	118
Female	37,093	37,957	37,957	37,957	102	102	102
<b>AGE</b>							
Under 18 years	22,426	18,741	18,714	18,938	84	83	84
18 - 34 years	16,976	18,268	18,626	18,740	108	110	110
35 - 54 years	24,757	22,831	22,308	21,021	92	90	85
55 years and older	9,383	18,444	19,465	22,241	197	207	237
<b>RACE/ETHNICITY</b>							
White	66,112	68,859	69,260	70,261	104	105	106
Black or African American	1,406	1,587	1,639	1,772	113	117	126
American Indian/Alaska Native	742	830	856	926	112	115	125
Asian/Pacific Islander	2,468	2,866	2,986	3,294	116	121	133
Hispanic or Latino (of any race)	750	939	1,001	1,154	125	133	154
<b>HOUSEHOLD TYPE</b>							
Family	18,382	19,661	19,997	20,885	107	109	114
Non-family	7,692	8,414	8,612	8,969	109	112	117
<b>Total Family Households</b>	<b>18,382</b>	<b>19,661</b>	<b>19,997</b>	<b>20,885</b>	<b>107</b>	<b>109</b>	<b>114</b>
<b>FAMILY INCOME</b>							
Less than \$10000	2,985	3,515	3,175	4,009	118	106	134
\$10000 to \$14999	2,367	2,742	2,614	2,896	116	110	122
\$15000 to \$24999	2,230	2,549	2,484	2,747	114	111	123
\$25000 to \$34999	2,144	2,267	2,297	2,357	106	107	110
\$35000 to \$49999	1,760	1,909	1,920	2,027	108	109	115
\$50000 to \$99999	3,191	3,234	3,474	3,322	101	109	104
\$100,000 and above	3,705	3,445	4,034	3,527	93	109	95



Produced for Mike Whalen  
by BuyDemographics.com  
July 22, 2011

This report was generated using data from government sources deemed reliable. We cannot assume responsibility for its accuracy.

# EFH Realty Advisors, Inc.

## Full Report

6880 Boudin Street  
Prior Lake, Minnesota 55372

	1 MILE	%	3 MILE	%	5 MILE	%
<b>Total Population</b>	<b>2,669</b>	<b>100.0</b>	<b>30,002</b>	<b>100.0</b>	<b>73,542</b>	<b>100.0</b>
<b>AGE</b>						
0 - 13 years	595	22.3	8,393	28.0	18,157	24.7
14 - 17 years	163	6.1	1,847	6.2	4,269	5.8
18 - 24 years	179	6.7	1,470	4.9	4,979	6.8
25 - 34 years	527	19.7	5,328	17.8	11,997	16.3
35 - 44 years	549	20.6	7,194	24.0	15,455	21.0
45 - 54 years	372	13.9	3,348	11.2	9,302	12.6
55 - 64 years	185	6.9	1,563	5.2	5,295	7.2
65 - 74 years	74	2.8	576	1.9	2,560	3.5
75 years and older	25	0.9	283	0.9	1,528	2.1
<b>Median Age (Years)</b>	<b>33.5</b>		<b>31.5</b>		<b>32.5</b>	
<b>AGE BY SEX</b>						
<b>Male</b>	<b>1,310</b>	<b>100.0</b>	<b>15,264</b>	<b>100.0</b>	<b>36,449</b>	<b>100.0</b>
0 - 13 years	323	24.7	4,243	27.8	9,097	25.0
14 - 17 years	66	5.0	1,030	6.7	2,211	6.1
18 - 24 years	95	7.3	795	5.2	2,607	7.2
25 - 34 years	240	18.3	2,500	16.4	5,765	15.8
35 - 44 years	272	20.8	3,760	24.6	7,766	21.3
45 - 54 years	149	11.4	1,706	11.2	4,674	12.8
55 - 64 years	114	8.7	853	5.6	2,573	7.1
65 - 74 years	47	3.6	287	1.9	1,231	3.4
75 years and older	4	0.3	90	0.6	525	1.4
<b>Median Age (Male)</b>	<b>33.3</b>		<b>31.6</b>		<b>32.2</b>	
<b>Female</b>	<b>1,359</b>	<b>100.0</b>	<b>14,738</b>	<b>100.0</b>	<b>37,093</b>	<b>100.0</b>
0 - 13 years	272	20.0	4,150	28.2	9,060	24.4
14 - 17 years	97	7.1	817	5.5	2,058	5.5
18 - 24 years	84	6.2	675	4.6	2,372	6.4
25 - 34 years	287	21.1	2,828	19.2	6,232	16.8
35 - 44 years	277	20.4	3,434	23.3	7,689	20.7
45 - 54 years	223	16.4	1,642	11.1	4,628	12.5
55 - 64 years	71	5.2	710	4.8	2,722	7.3
65 - 74 years	27	2.0	289	2.0	1,329	3.6
75 years and older	21	1.5	193	1.3	1,003	2.7
<b>Median Age (Female)</b>	<b>33.7</b>		<b>31.3</b>		<b>32.7</b>	



Produced for Mike Whalen  
by BuyDemographics.com  
July 22, 2011

This report was generated using data from government sources deemed reliable. We cannot assume responsibility for its accuracy.

6880 Boudin Street  
Prior Lake, Minnesota 55372

	1 MILE	%	3 MILE	%	5 MILE	%
<b>Total Population</b>	<b>2,669</b>	<b>100.0</b>	<b>30,002</b>	<b>100.0</b>	<b>73,542</b>	<b>100.0</b>
<b>RACE/ETHNICITY</b>						
One race	2,633	98.7	29,238	97.5	70,837	96.3
White	2,402	90.0	27,761	92.5	66,112	89.9
Black or African American	26	1.0	215	0.7	1,406	1.9
Asian/Pacific Islander	182	6.8	1,153	3.8	2,468	3.4
American Indian/Alaska Native	23	0.9	100	0.3	742	1.0
Other	0		9		109	0.1
Multiple races	0		350	1.2	1,171	1.6
Hispanic or Latino (any race)	36	1.3	414	1.4	1,534	2.1
<b>EDUCATION BY SEX</b>						
<b>Males (25+ years)</b>	<b>826</b>	<b>100.0</b>	<b>9,196</b>	<b>100.0</b>	<b>22,534</b>	<b>100.0</b>
Less than high school	20	2.4	524	5.7	1,494	6.6
High school graduate	120	14.5	1,722	18.7	4,725	21.0
Some college	181	21.9	2,261	24.6	5,767	25.6
College graduate	385	46.6	3,740	40.7	8,164	36.2
Graduate or professional degree	120	14.5	949	10.3	2,384	10.6
<b>Females (25+ years)</b>	<b>906</b>	<b>100.0</b>	<b>9,096</b>	<b>100.0</b>	<b>23,603</b>	<b>100.0</b>
Less than high school	12	1.3	326	3.6	1,310	5.6
High school graduate	208	23.0	2,063	22.7	5,717	24.2
Some college	208	23.0	2,309	25.4	6,136	26.0
College graduate	379	41.8	3,366	37.0	7,893	33.4
Graduate or professional degree	99	10.9	1,032	11.3	2,547	10.8
<b>MARITAL STATUS BY SEX</b>						
<b>Males (16+ years)</b>	<b>972</b>	<b>100.0</b>	<b>10,656</b>	<b>100.0</b>	<b>26,695</b>	<b>100.0</b>
Married or spouse present	751	77.3	7,625	71.6	17,041	63.8
Unmarried or spouse absent	221	22.7	3,031	28.4	9,654	36.2
Never married	170	17.5	2,203	20.7	6,745	25.3
Separated/divorced	47	4.8	662	6.2	2,097	7.9
Widowed	4	0.4	47	0.4	297	1.1
Spouse Absent/other	0		119	1.1	515	1.9
<b>Females (16+ years)</b>	<b>1,075</b>	<b>100.0</b>	<b>10,415</b>	<b>100.0</b>	<b>27,529</b>	<b>100.0</b>
Married or spouse present	750	69.8	7,582	72.8	17,095	62.1
Unmarried or spouse absent	325	30.2	2,833	27.2	10,434	37.9
Never married	196	18.2	1,785	17.1	5,754	20.9
Separated/divorced	80	7.4	573	5.5	2,635	9.6
Widowed	37	3.4	305	2.9	1,376	5.0
Spouse absent/other	12	1.1	170	1.6	669	2.4



EFH Realty  
Advisors, Inc.

Full Report

6880 Boudin Street  
Prior Lake, Minnesota 55372

	1 MILE	%	3 MILE	%	5 MILE	%
<b>Total Households</b>	<b>899</b>	<b>100.0</b>	<b>9,698</b>	<b>100.0</b>	<b>26,074</b>	<b>100.0</b>
<b>HOUSEHOLD TYPE</b>						
Family	807	89.8	8,361	86.2	19,800	75.9
Children under 18 present	468	52.1	5,300	54.7	11,429	43.8
At least one under 6 years	173	19.2	1,630	16.8	3,177	12.2
At least one 6 - 17 years	299	33.3	3,666	37.8	8,132	31.2
No children under 18 present	339	37.7	3,061	31.6	8,371	32.1
Non-family	92	10.2	1,337	13.8	6,274	24.1
<b>HOUSEHOLD SIZE</b>						
One person	51	5.7	938	9.7	4,671	17.9
Two persons	346	38.5	2,893	29.8	8,425	32.3
Three persons	219	24.4	2,024	20.9	4,624	17.7
Four persons	202	22.5	2,484	25.6	5,307	20.4
Five or more persons	81	9.0	1,359	14.0	3,047	11.7
<b>Average Household Size</b>	<b>2.4</b>		<b>2.5</b>		<b>1.9</b>	
<b>HOUSEHOLD INCOME</b>						
Less than \$10,000	14	1.6	143	1.5	713	2.7
\$10,000 - \$14,999	0		88	0.9	506	1.9
\$15,000 - \$19,999	0		125	1.3	651	2.5
\$20,000 - \$24,999	13	1.4	119	1.2	696	2.7
\$25,000 - \$29,999	11	1.2	194	2.0	909	3.5
\$30,000 - \$34,999	24	2.7	264	2.7	997	3.8
\$35,000 - \$39,999	0		195	2.0	1,062	4.1
\$40,000 - \$49,999	59	6.6	703	7.2	2,413	9.3
\$50,000 - \$59,999	62	6.9	812	8.4	2,386	9.2
\$60,000 - \$74,999	115	12.8	1,751	18.1	4,302	16.5
\$75,000 - \$99,999	186	20.7	2,387	24.6	5,204	20.0
\$100,000 - \$124,999	148	16.5	1,543	15.9	2,969	11.4
\$125,000 - \$149,999	68	7.6	527	5.4	1,283	4.9
\$150,000 - \$199,999	169	18.8	541	5.6	1,199	4.6
\$200,000 and above	30	3.3	306	3.2	784	3.0
<b>Median Household Income</b>	<b>\$92,790</b>		<b>\$80,314</b>		<b>\$69,350</b>	



Produced for Mike Whalen  
by BuyDemographics.com  
July 22, 2011

This report was generated using data from government sources deemed reliable. We cannot assume responsibility for its accuracy.

6880 Boudin Street  
Prior Lake, Minnesota 55372

	1 MILE	%	3 MILE	%	5 MILE	%
<b>Population 16+ in Labor Force</b>	<b>1,596</b>	<b>100.0</b>	<b>16,653</b>	<b>100.0</b>	<b>40,751</b>	<b>100.0</b>
<b>TRANSPORTATION TO WORK</b>						
Worked at home	100	6.3	778	4.7	1,841	4.5
Car/truck/van	1,469	92.0	15,565	93.5	37,591	92.2
Drove alone	1,422	89.1	14,277	85.7	33,968	83.4
Carpooled	47	2.9	1,288	7.7	3,623	8.9
Public transportation (incl. taxi)	23	1.4	204	1.2	778	1.9
Walked to work	4	0.3	106	0.6	541	1.3
<b>TRAVEL TIME TO WORK</b>						
Worked Outside the Home	1,496	93.7	15,875	95.3	38,910	95.5
Less than 15 minutes	326	20.4	3,138	18.8	9,125	22.4
15 - 29 minutes	625	39.2	6,629	39.8	16,033	39.3
30 - 45 minutes	424	26.6	4,605	27.7	10,299	25.3
46 - 59 minutes	83	5.2	1,115	6.7	2,474	6.1
60 minutes or longer	38	2.4	388	2.3	979	2.4
<b>Average Travel Time (min)</b>	<b>22.8</b>		<b>23.6</b>		<b>22.4</b>	
<b>Total Housing Units</b>	<b>933</b>	<b>100.0</b>	<b>9,914</b>	<b>100.0</b>	<b>26,656</b>	<b>100.0</b>
<b>YEAR STRUCTURE BUILT</b>						
1995 or later	189	20.3	846	8.5	1,254	4.7
1990 - 1994	294	31.5	1,748	17.6	3,526	13.2
1980 - 1989	37	4.0	1,938	19.5	3,898	14.6
1970 - 1979	116	12.4	2,925	29.5	7,936	29.8
1960 - 1969	130	13.9	1,430	14.4	4,968	18.6
1950 - 1959	95	10.2	577	5.8	2,876	10.8
Prior to 1950	72	7.7	450	4.5	2,198	8.2
<b>Total Owner-Occupied Housing Units</b>	<b>766</b>	<b>100.0</b>	<b>8,575</b>	<b>100.0</b>	<b>19,031</b>	<b>100.0</b>
<b>HOME VALUE (OWNER-OCCUPIED)</b>						
Under \$25,000	0		9	0.1	38	0.2
\$25,000 -- \$49,999	0		0		27	0.1
\$50,000 -- \$99,999	0		191	2.2	862	4.5
\$100,000 -- \$199,999	203	26.5	5,382	62.8	12,527	65.8
\$200,000 -- \$299,999	346	45.2	2,272	26.5	3,869	20.3
\$300,000 -- \$399,999	128	16.7	436	5.1	1,039	5.5
\$400,000 -- \$499,999	59	7.7	162	1.9	388	2.0
\$500,000 -- \$999,999	30	3.9	123	1.4	268	1.4
\$1,000,000 and above	0		0		13	0.1
<b>Median home value</b>	<b>\$245,941</b>		<b>\$181,241</b>		<b>\$170,430</b>	



6880 Boudin Street  
Prior Lake, Minnesota 55372

**Business Report**

	<b>1 MILE</b>	<b>%</b>	<b>3 MILE</b>	<b>%</b>	<b>5 MILE</b>	<b>%</b>
<b>Total Employees</b>	<b>1,627</b>	<b>100.0</b>	<b>16,781</b>	<b>100.0</b>	<b>41,210</b>	<b>100.0</b>
Accommodation/food services	65	4.0	596	3.6	1,830	4.4
Arts/entertainment/recreation	26	1.6	447	2.7	1,128	2.7
Construction	92	5.7	1,121	6.7	2,580	6.3
Educational services	74	4.5	1,019	6.1	2,533	6.1
Finance/insurance	145	8.9	1,350	8.0	3,313	8.0
Forestry/fishing/agriculture	0		28	0.2	99	0.2
Health care/social assistance	91	5.6	1,304	7.8	3,384	8.2
Information	30	1.8	498	3.0	1,253	3.0
Manufacturing	320	19.7	3,007	17.9	6,335	15.4
Mining	0		15	0.1	29	0.1
Professional/scientific/technical	270	16.6	2,087	12.4	4,892	11.9
Public administration	48	3.0	313	1.9	1,075	2.6
Real estate/rental/housing	25	1.5	358	2.1	887	2.2
Retail trade	180	11.1	2,190	13.1	5,476	13.3
Transportation/warehousing	89	5.5	889	5.3	2,538	6.2
Utilities	7	0.4	73	0.4	245	0.6
Wholesale trade	96	5.9	869	5.2	1,794	4.4
Unclassified establishments	69	4.2	617	3.7	1,819	4.4



6880 Boudin Street  
Prior Lake, Minnesota 55372

**Zip Code Carrier Route**

	<b>1 MILE</b>	<b>%</b>	<b>3 MILE</b>	<b>%</b>	<b>5 MILE</b>	<b>%</b>
<b>Total Households</b>	<b>899</b>	<b>100.0</b>	<b>9,698</b>	<b>100.0</b>	<b>26,074</b>	<b>100.0</b>
<b>HOUSEHOLD SIZE</b>						
One person	51	5.7	938	9.7	4,671	17.9
Two persons	346	38.5	2,893	29.8	8,425	32.3
Three persons	219	24.4	2,024	20.9	4,624	17.7
Four persons	202	22.5	2,484	25.6	5,307	20.4
Five persons	81	9.0	1,010	10.4	2,203	8.4
Six persons	0		275	2.8	638	2.4
Seven or more persons	0		74	0.8	206	0.8
<b>HOUSING OCCUPANCY/TENURE</b>						
<b>Total Housing Units</b>	<b>933</b>	<b>100.0</b>	<b>9,914</b>	<b>100.0</b>	<b>26,656</b>	<b>100.0</b>
Occupied	881	94.4	9,662	97.5	26,053	97.7
Owner occupied	837	89.7	9,155	92.3	21,767	81.7
Renter occupied	44	4.7	507	5.1	4,286	16.1
Vacant	52	5.6	252	2.5	603	2.3



6880 Boudin Street  
Prior Lake, Minnesota 55372

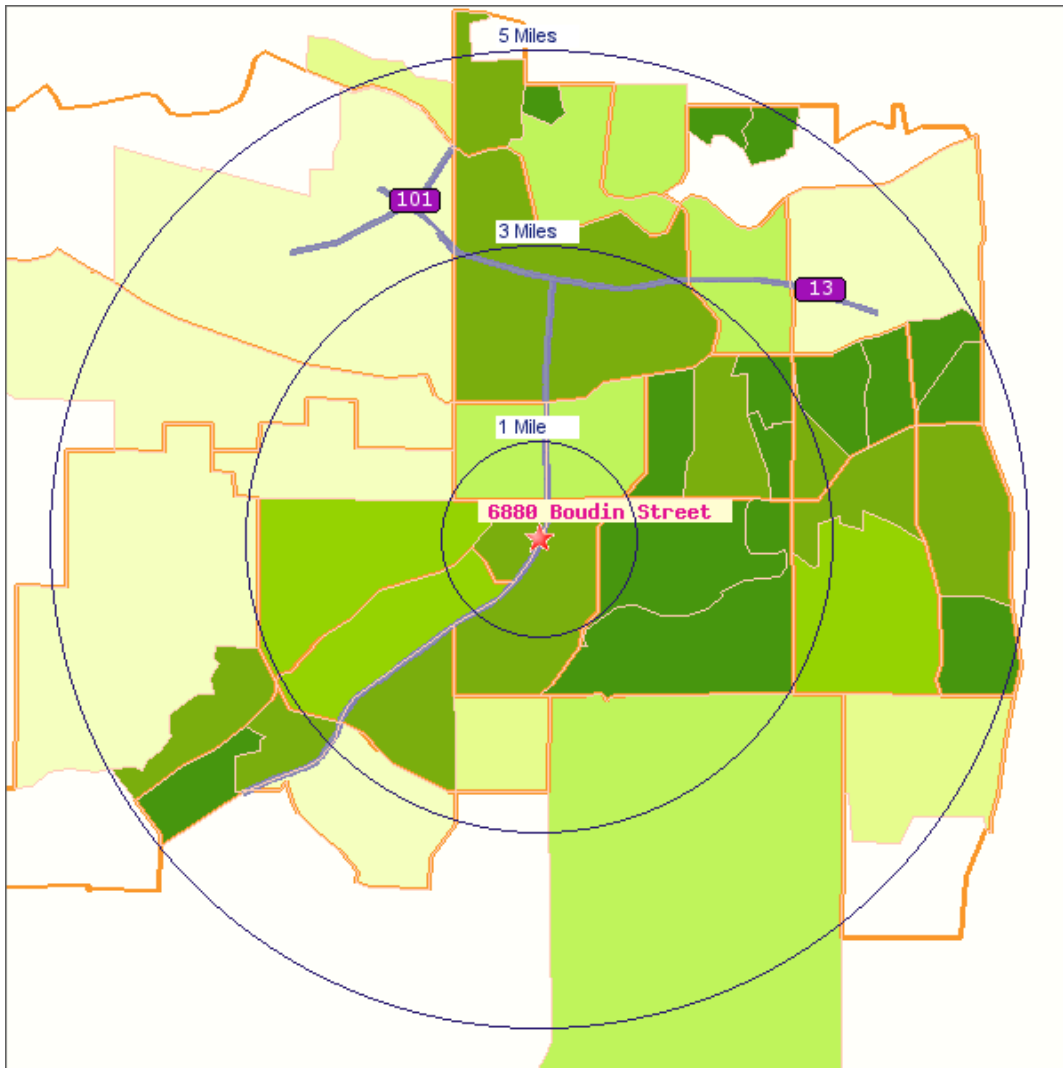
## Consumption Report

	ANNUAL EXPENDITURES PER HOUSEHOLD (\$)			AGGREGATE ANNUAL EXPENDITURES (\$000)		
	1 MILE	3 MILE	5 MILE	1 MILE	3 MILE	5 MILE
<b>HOUSING</b>						
Shelter	15,232	13,145	11,432	13,693	127,483	298,067
Utilities	5,330	4,600	4,000	4,792	44,609	104,300
Household operations	1,459	1,259	1,095	1,311	12,209	28,547
Home furnishings	1,027	886	771	923	8,594	20,094
Home appliances	3,317	2,863	2,489	2,982	27,761	64,908
<b>FOOD</b>						
Food away from home	6,471	5,584	4,856	5,817	54,158	126,627
Food at home	4,572	3,946	3,431	4,110	38,265	89,468
<b>ALCOHOL AND TOBACCO</b>						
Alcoholic beverages	791	682	593	711	6,616	15,470
Tobacco products	683	589	513	614	5,716	13,364
<b>APPAREL</b>						
Apparel	3,969	3,425	2,979	3,568	33,218	77,667
<b>TRANSPORTATION</b>						
New cars/trucks	7,318	6,316	5,493	6,579	61,252	143,213
Gas/motor oils	2,763	2,384	2,073	2,484	23,123	54,064
Financing/insurance	4,873	4,206	3,658	4,381	40,789	95,369
Public transportation	913	788	685	821	7,639	17,862
<b>HEALTH AND MEDICAL</b>						
Health and Medical	4,425	3,819	3,321	3,978	37,038	86,597
<b>FINANCIAL</b>						
Personal insurance/pension	7,208	6,220	5,409	6,480	60,324	141,044
Life/other personal insurance	848	731	636	762	7,094	16,586
Pension/other social security	6,275	5,416	4,710	5,641	52,521	122,799
Cash contribution	2,551	2,201	1,914	2,293	21,350	49,917
Entertainment	3,985	3,439	2,991	3,583	33,354	77,986
Miscellaneous	1,654	1,428	1,242	1,487	13,846	32,374



Demographic Maps

Population Density




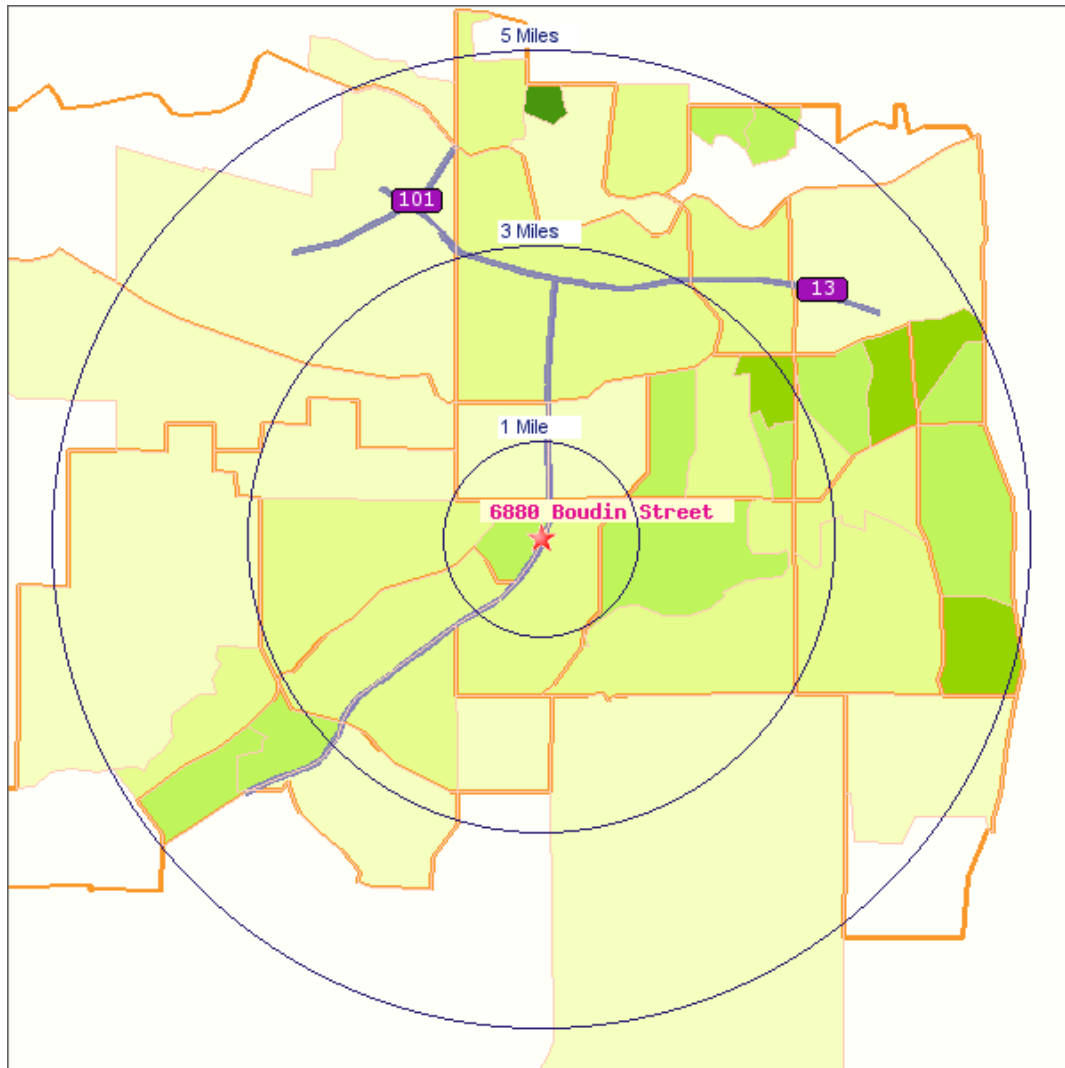
- 0 to 500
- 500 to 1000
- 1,000 to 1,500
- 1,500 to 2,000
- 2,000 to 3,000
- Above 3,000

6880 Boudin Street  
Prior Lake, Minnesota 55372



Demographic Maps

Household Density


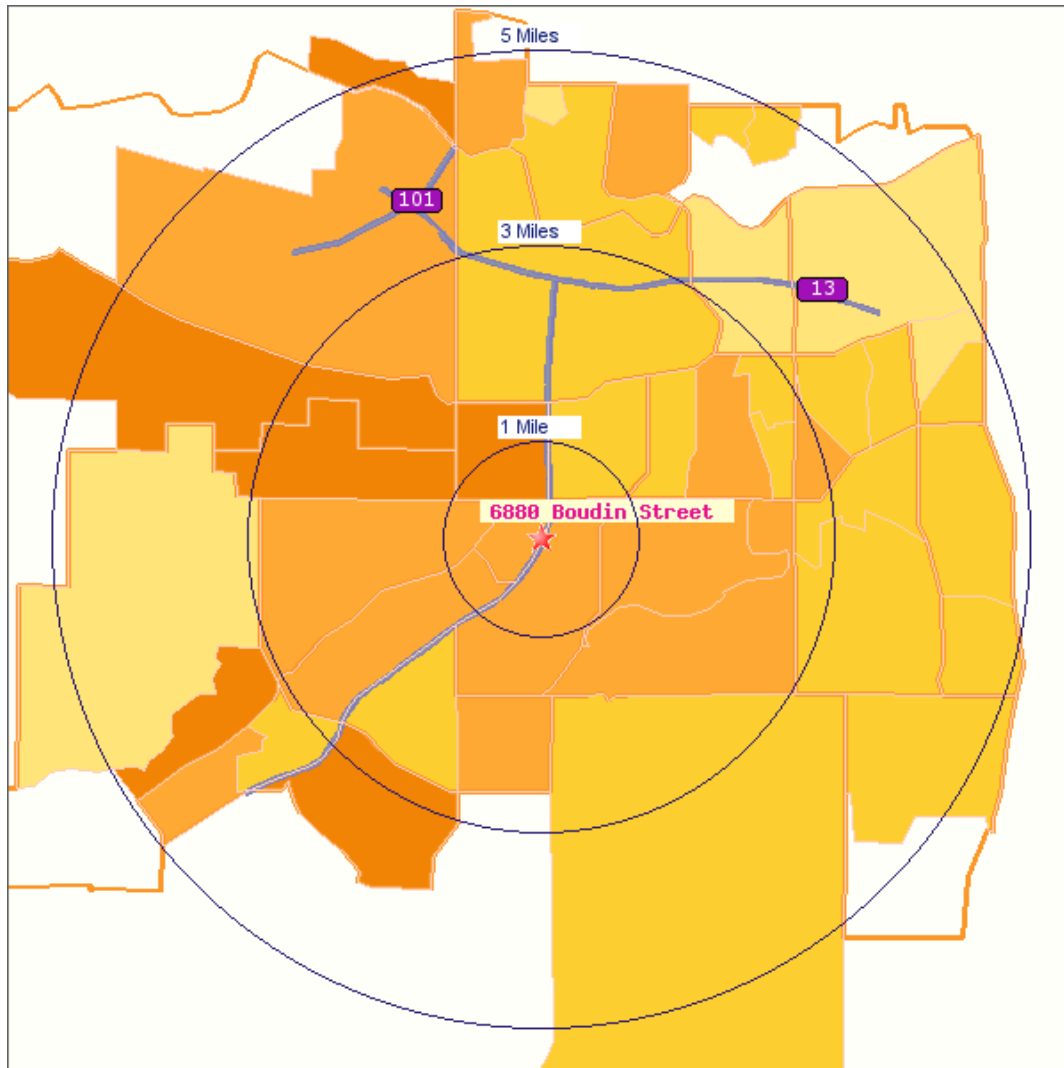


6880 Boudin Street  
Prior Lake, Minnesota 55372



## Demographic Maps

### Median Annual Household Income

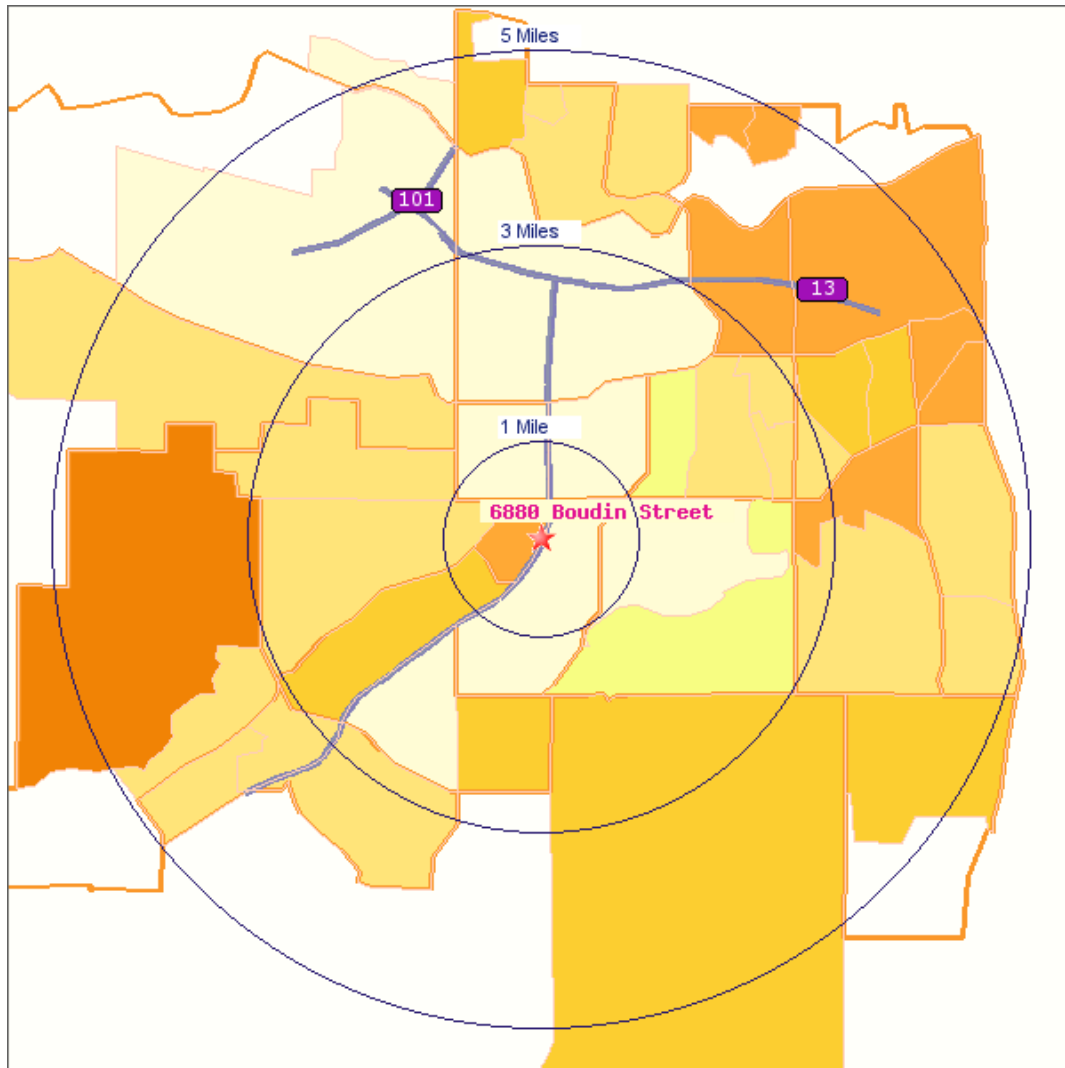








6880 Boudin Street  
Prior Lake, Minnesota 55372



Demographic Maps

Age Of Structures



-  1995 to March 2000
-  1990 to 1994
-  1980 to 1989
-  1970 to 1979
-  1950 to 1969
-  1949 or Earlier

6880 Boudin Street  
Prior Lake, Minnesota 55372

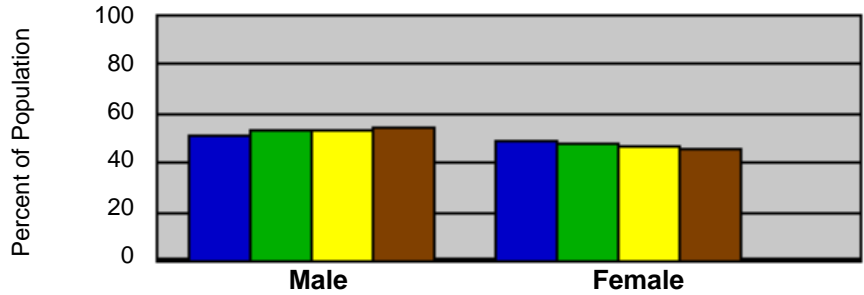



6880 Boudin Street  
Prior Lake, Minnesota 55372

**Comparison Chart**

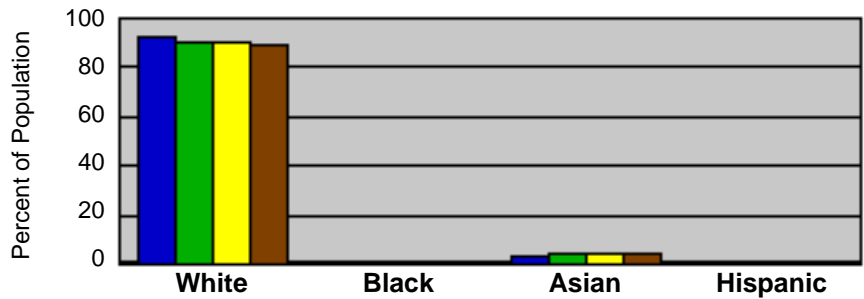

**Population Composition by Selected Groups (2000 - 2014)**

**Sex**



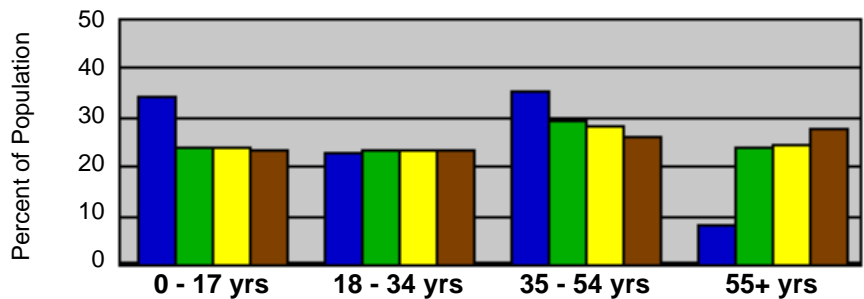

	Male	Female
Census 2000	50.9	49.1
Est. 2007	52.8	47.2
Est. 2009	53.3	46.7
Est. 2014	54.4	45.6

**Race/Ethnicity**



	White	Black	Asian	Hispanic
Census 2000	92.5	0.7	3.8	0.7
Est. 2007	90.4	0.8	4.2	0.8
Est. 2009	90.0	0.8	4.3	0.8
Est. 2014	89.2	0.8	4.7	0.9

**Age**



	0 - 17 yrs	18 - 34 yrs	35 - 54 yrs	55+ yrs
Census 2000	34.1	22.7	35.1	8.1
Est. 2007	23.9	23.3	29.2	23.6
Est. 2009	23.7	23.5	28.2	24.6
Est. 2014	23.4	23.2	26.0	27.5

